

# An Annual Report Summary For the Humanitarian Situation in the Gaza Strip







## Introductory about Gazze Destek Association (GDD)

Gazze Destek Association (GDD) is a humanitarian foundation that was founded in 2014 in Istanbul to effectively contribute to meeting the humanitarian and developmental needs of the community in the Gaza Strip through coordinated humanitarian interventions in line with the Sustainable Development Goals (SDGs) and standards of integrity and transparency, humanitarian principles, and the relevant local and international laws. The scope of its interventions has expanded to include further areas of need around the world.

## Definition of the report

The annual report on the humanitarian situation of the Gaza Strip aims to describe the humanitarian reality in its various fields in the Gaza Strip and to list the achievements of donor associations and institutions during the year, and to propose the required humanitarian and development interventions, by relying on the most reliable sources and facts and based on international humanitarian standards, the Sustainable Development Goals (SDGs), and the national development goals.

**You can download the full report through the following link:**

<https://bit.ly/3bJclCn>

**or by scanning the QR code**



# Contents

## Social sector

- | Demography
- | Education
- | Health
- | Family
- | Poverty
- | Housing
- | Culture and religious affairs
- | Sports

## Economic sector

- | Employment
- | Crossings
- | Goods and services production
- | Agriculture
- | Technology

## Environmental

- | Water
- | Energy
- | Waste



## Palestine Map



**27,000** Km<sup>2</sup>  
Geographic area



Population of Palestinians

**14,211,928**

7.17 million Inside Palestine  
6.38 million  
Abroad and in the Diaspora



**66.99 %**

Percentage of refugees and  
displaced persons In the  
State of Palestine



**58**

Number of refugee camps

27 refugee camps inside Palestine  
31 refugee camps outside Palestine



**25.9 %**

Unemployment rate



**29.2 %**

Poverty rate



**+7.1 %**

Economic growth rate



**365** Km<sup>2</sup>  
Area



**2.3** million  
Palestinians live in the Strip



**64.8 %**  
of the refugee population



**46.6 %**  
Unemployment rate  
in the Gaza Strip



**69 %**  
Poverty rate



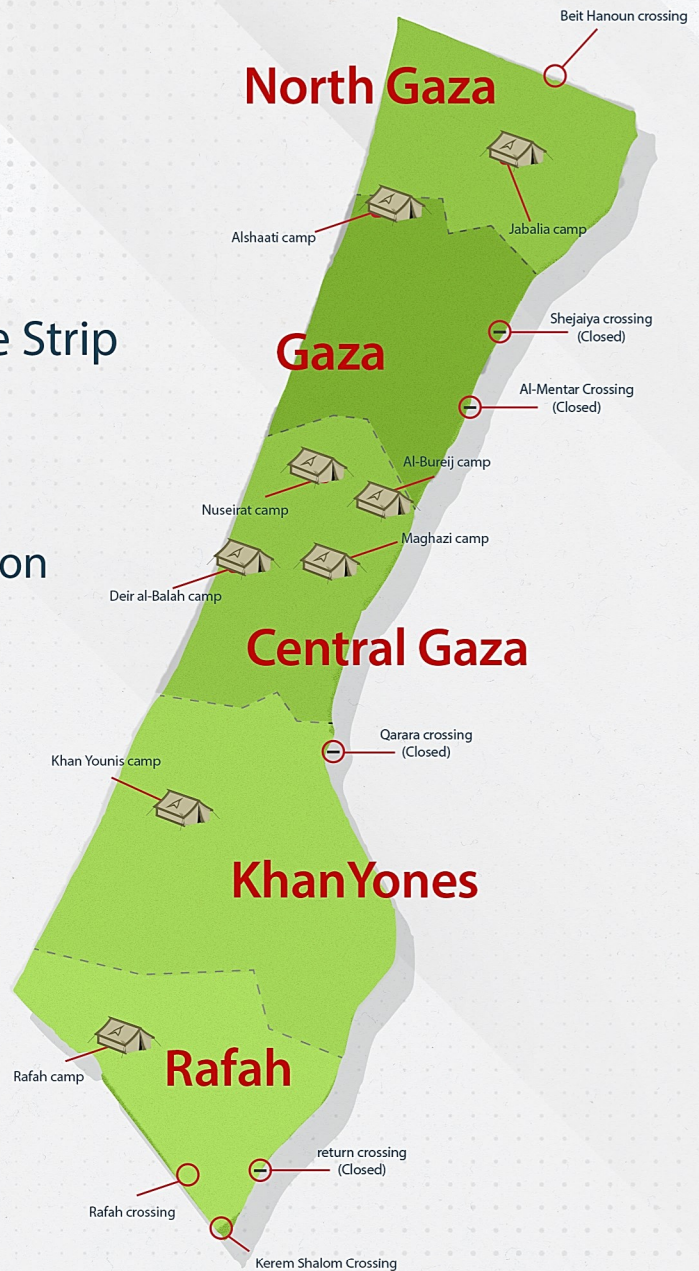
**62 %**  
The percentage of food  
insecurity or shortages



**97 %**  
Drinking water pollution rate



**11** hour / day  
Power outage rate



## Gaza Strip Map

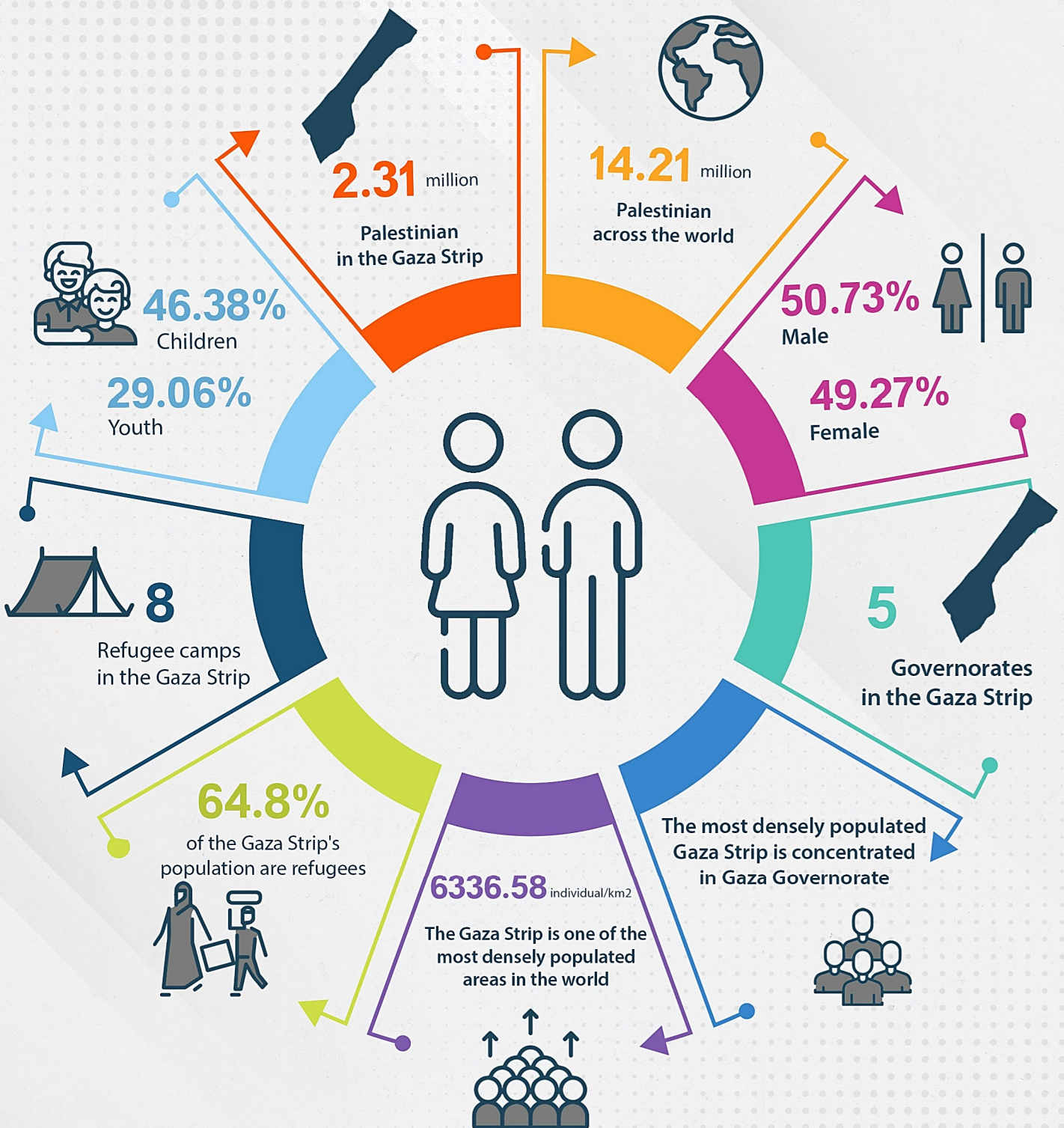


**+3.4 %**  
Economic growth rate



**social sector**

# Demographics



"The situation is getting more critical in the Gaza Strip, where two million people live, with unemployment rates reaching to more than 50%, while the respective authorities deducting salaries of the public sector employees."

# Education

**2%** The illiteracy rate in the sector is the lowest in the world

**29%** The illiteracy rate among people with disabilities

**69%** Poor school students  
**457,307**

**69%** Poor university students  
**83,700**

**27,43** Student per teacher rate

**447** Double shift school

**10** Number of universities in Gaza  
**18** Middle colleges  
**1** Postgraduate academy

Number of school students **662,763**  
Number of university students **121,763**  
Number of graduates **30,706**

Student average per class **36.35%**

**31%** Families in the Gaza Strip face difficulties in meeting their basic education needs  
**50%** of university students in the Gaza Strip are unable to pay their university fees

“\$7,215,956 is the total loss of the education sector due to the war on the Gaza Strip in May 2021”



# Health

**26.9** per 1000 inhabitants  
Birth rate (by the end of 2021)

**3.93** per 1000 inhabitants  
Mortality rate (by the end of 2021)

**86.4** per 1000 inhabitants  
Cardiovascular diseases-related mortality rate is the highest



**50%**

Medicine stockouts rate

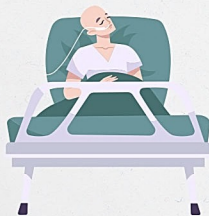
**33%**

Consumables stockouts rate

**300** Number of broken medical devices

**52%** Financial shortage in laboratory materials and items

**13,967** Number of medical referrals abroad



**8,903**

Number of cancer patients

**70%**

The percentage of children population with anemia (at the age of 12 months)

**600,000** liters per month  
The fuel supply need of hospital generators



# May Aggression 2021



259

Deaths



2211

Wounded



200

Number of health centers targeted by the aggression

28

Number of Israeli massacres against Palestinian families

200

Deficit in intensive care beds

100

Deficit in ventilators

4,677,994  
US dollars

dollars is the estimated losses of the health sector due to the war on the Gaza Strip in May 2021

# Family

**405,763**

A family in the Gaza Strip



are Unmarried **37.8%**  
are Widows **2.8%**

**17,115**

Orphan in the Gaza Strip



**208**

Captive from the Gaza Strip  
in the Israeli prisons

**61,605**

Disabled individual



**4,959**

Number of people killed  
(2006-2021)

# Poverty

- 69%** of the population are below the poverty line
- 81.5%** of the refugees in the Gaza Strip live below the poverty line
- 33.7%** of the population are extremely poor
- 62%** of the families suffer from food insecurity or lack of food



- 37.7%** are poor families headed by a woman
- 12.4%** are poor families headed by a disabled person
- 64.9%** of the poor families are refugees

**15,000** poor families are on waiting lists to benefit from social affairs

**6.3%** is percentage of families not benefiting from the social protection program and receiving assistance due to COVID-19



**25.1%** is the percentage of households whose income has been halved due to the COVID-19 pandemic



**\$240.65** the monthly average per capita income

# Housing



**350,000**

Residential units in the Strip



**180,000**

is the Strip's need for housing units



**25,000**

uninhabitable houses that need to be reconstructed

**63,000**

uninhabitable house in need of renovation



**23,589**

Some of the homes in the Gaza Strip were destroyed or damaged due to the occupation's attacks



**2,932**

housing units are still destroyed by the end of 2021



**80,822**

housing units that are still partially demolished and have not been replaced



**63,000**

housing unit belonging to the poor and needy needs urgent restoration.



"The massive destruction inflicted on the Gaza Strip by the Israeli aggression requires urgent Arab and international action to rebuild the Strip, especially the housing facilities and infrastructure."

# Culture and Religious Affairs

**99%**

Muslims population in the sector

**1%**

Christians population in the Gaza Strip



**1,223**

Mosques in the Strip

**3**

Churches in the Strip

**72**

Number of cultural centers in the Strip

**5**

Number of museums in the Strip



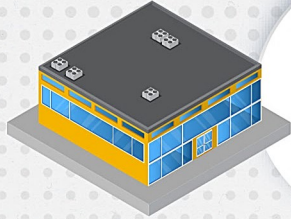
**13** Destroyed mosques

**42** Mosques need rehabilitation

**30** Projects to build new mosques are required

**“The losses of the cultural, religious and sports institutions sector due to the war on the Gaza Strip in May 2021 are estimated at 13.5 million USD.”**

# Sport




**83**

Licensed sport clubs



**14,200**

Members in sport clubs



**32**

Operating sports federations



**2,700**

Females affiliated with sport clubs



**11,500**

Males affiliated with sport clubs

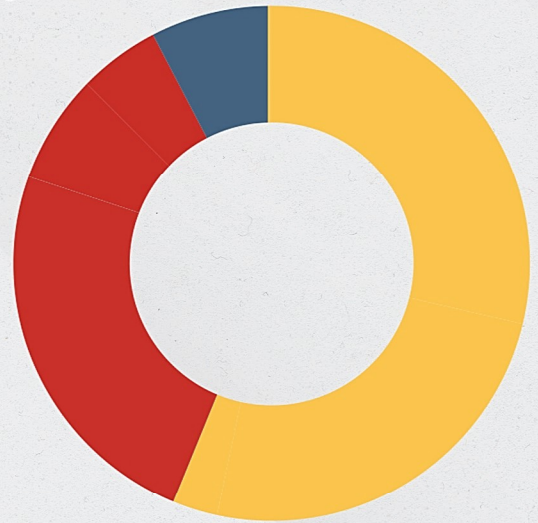
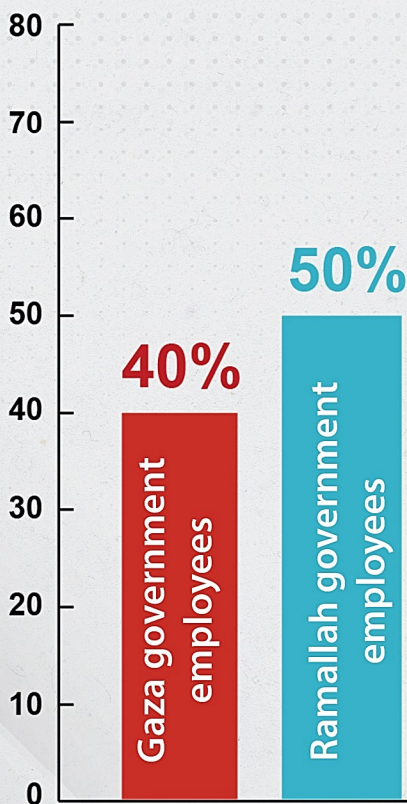
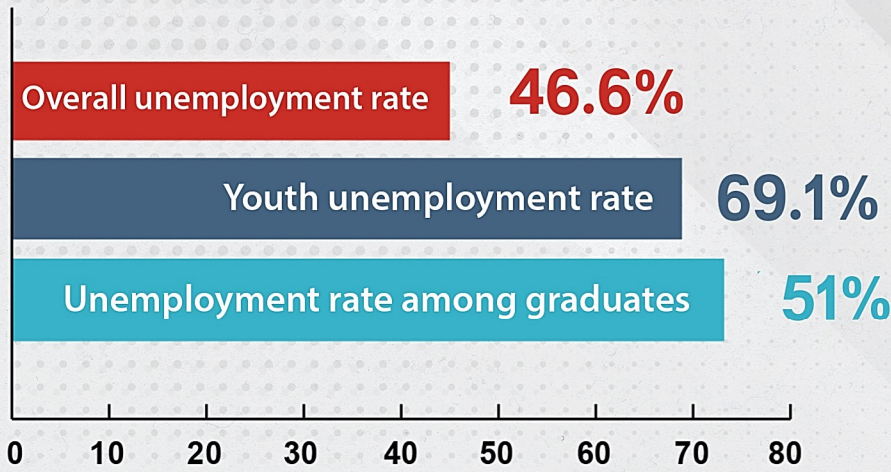


**“The Gaza Strip witnessed a complete suspension of sport activities in the year 2020 due to Covid-19”**



**Economic sector**

# Unemployment



- **35.8%** work for the Ramallah government
- +work for the Gaza government
- **57.5%** work for the private sector
- **7.3%** work in the private sector

The percentage of employees receiving salaries in Gaza

**27%** of establishments closed due to the Covid-19 pandemic

**225,000** unemployed in the Gaza Strip

“19,766 workers stopped working as a result of the losses to industrial, service, food, commercial and tourism facilities in the Gaza Strip due to the war on the Gaza Strip in May 2021”

# crossings area



Air and sea blockade

- 3** Crossings closed by the occupation
- 3** Crossings partially open to enter the essential goods



**190,667** People leaving the Gaza Strip (2021)

**167,699** Arrivals to the Strip (2021)

**6,100** Individual got turned back or rejected for departure (2021)



Requests for a humanitarian entry permit for treatment in the occupation and the West Bank (2021) **17,805**

Requests for a humanitarian entry permit for treatment was rejected by the occupation (2021) **5,947**



"All measures to close the crossings to the Gaza Strip must be cancelled."  
The Secretary-General of the United Nations

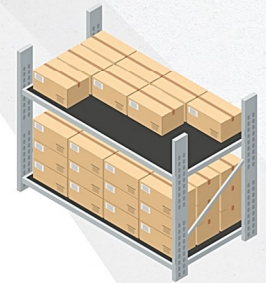
# Commodity and Service Production



Decrease in GDP due to the imposed blockade **50%**

Economic growth rate in the Strip **3.4%**

Type of dual-use material are prohibited from being imported into Gaza **62**



**17%** The contribution of the GDP in Gaza from Palestinian production

**1,213.4\$** Annual per capita GDP



**5,813** Factories that have been completely or partially destroyed

**39.34%** The average deficit in food items

**80%** Many factories closed during the pandemic



**14.07** million dollars, the total value of merchandise exports



**871,211** million dollars, the total value of merchandise imports



"The economic losses of the Gaza Strip resulting from a decade of siege are close to 17 billion US dollars."

**UN report**

# Agriculture



**185,000**

dunums is the total cultivated land area

**493,191**

ton is the productivity of the cultivated lands

**45.3**

the per capita share of permanent cultivated lands

**5.7%**

the percentage of workers in the agricultural sector



**7,300**

of agricultural land are prohibited by occupation (buffer zone)

**5%**


The share of agriculture in the Gaza Strip from the GDP

**45%**

self-sufficiency in fruits

**12%**

self-sufficiency in red meat



**15-6**

nautical miles is the distance that fishermen are allowed to sail

**95%**

of fishermen are below the poverty line

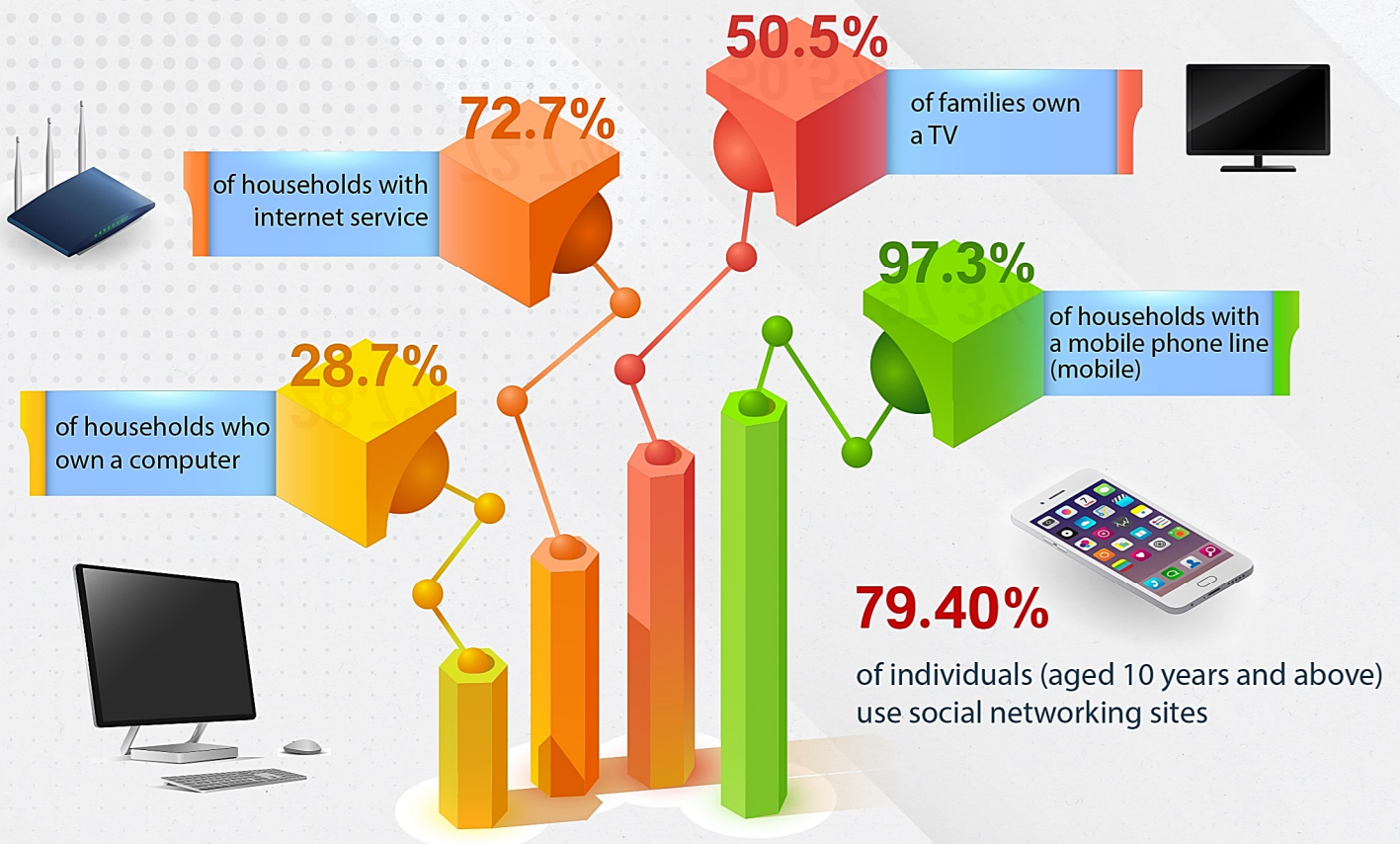
**88%**

self-sufficiency in fresh fish



**"The direct losses of the agricultural sector due to the war on the Gaza Strip in May 2021 were estimated at 78 million US dollars."**

# Technology



**36%**

Percentage of families with children (10-17) who are enrolled in education and have a computera



**8,715**

workers in research and development



**4,533**

researchers in research and development



The losses of the technological sector in the Gaza Strip due to the May 2021 war were estimated at USD 7.5 million.



**Environmental**

# Water

**74%**

of the beach is polluted by wastewater

**97%**

of groundwater is not suitable for drinking

**96** liter/day

is the per capita daily consumption of water

**130**

(in million cups) is the water deficit in the aquifer

**534**

destroyed wells

**40%**

inefficiency of the treatment plants

**78%**

of piped water is unsuitable for human consumption.

**35.5** million m<sup>3</sup>

of water loss



# Energy



**11** hours a day

is the power outage rate

**88%** of Palestinian families in the Gaza Strip suffer from daily power cuts



**450–650** megawatt electrical energy supply required daily

**300–447** megawatt deficit in electrical energy supply per day



**18** million liters of fuel needed for the Gaza power plant

**11.89** million liters is the total imported fuel for the power plant

**6.11** million liters fuel shortage for the power plant per month



**91,250** tons of annual gas supply needed

**17.07%** annual deficit of gas supply



"The losses of the energy sector due to the war on the Gaza Strip in May 2021 were estimated at USD 15 million."



# Waste

**40%** of wastewater is not treated



**100,000**

cup of wastewater is dumped along the coast every day

**30,000**

cup of wastewater is disposed in valleys and agricultural lands



**400**

tons of industrial and municipal waste is randomly disposed daily

" Gaza children face an acute water and sanitation crisis "





To get the full report please press  
the following link:

<https://bit.ly/3bJclCn>

Or by Scanning the QR Code



Akşemsettin Mah. Akdeniz Cad. Hakperest sk. No:16 Daire:18  
Fatih - İSTANBUL



00902126217973



00905379175471



[www.gazedestek.org](http://www.gazedestek.org)



[info@gazedestek.org](mailto:info@gazedestek.org)



[facebook.com/gazedestek.org](https://facebook.com/gazedestek.org)